

## WHY STRUGGLE?

Paper jams are the #1 frustration among shredder users. That's why Fellowes® shredders are engineered to take on every job, no matter how tough. As the market leader, Fellowes offers a broad range of shredders with patented jam prevention technologies.

Our advanced 100% Jam Proof System eliminates paper jams AND powers through tough jobs, while our basic Jam Blocker™ Technology blocks jams before they start. Achieve hassle-free shredding with The World's Toughest Shredders™.



# EXPERIENCE THE FELLOWES® DIFFERENCE

## SUPERIOR INNOVATIONS

From paper jam prevention to improving shredder safety, Fellowes® develops innovative solutions that address consumers' most important shredding needs. With over 215 global patents and patent applications, Fellowes® is dedicated to incorporating feature-rich innovations into our shredders making them more powerful, safer and hassle-free.

## EXCEPTIONAL QUALITY

Fellowes® shredders are built to last. The process begins with our product development team creating innovative designs and proprietary features that meet the Fellowes® standard of quality. Then rigorous testing and superior components, including solid steel cutters, ensure the highest levels of durability, performance and reliability. Behind every Fellowes® shredder is the commitment to offering the highest quality and longest lasting shredder you can buy.

## FIRST-CLASS SUPPORT

Fellowes® shredders are #1 worldwide, because we stand behind our products. Every shredder we build is backed by a worry-free warranty, as well as knowledgeable customer service that will answer your call and provide the personalized support you deserve. If you have questions or need solutions, you can rely on our team to assist you.



©2011 Fellowes, Inc.

**Office DEPOT.**

**Fellowes.**

**POWERSHRED® 2012**  
JAM PREVENTION TECHNOLOGY



THE WORLD'S TOUGHEST SHREDDERS™

**Fellowes.**

## ADVANCED JAM PREVENTION

Get three levels of advanced jam prevention with our patented 100% Jam Proof System.

**LEVEL 1 PREVENTS OVERFEEDING**  
As you insert paper, the throat sensor measures paper thickness to eliminate jams.

**LEVEL 2 POWERS THROUGH**  
As paper is shredding, if any wrinkles or folds occur (a common cause of paper jams), the 100% Jam Proof System will pause the motor, reverse out the paper, and then power through.

**LEVEL 3 MAXIMIZES PRODUCTIVITY**  
As you feed stacks of paper into the machine, the light bar will indicate whether or not you are within the recommended sheet capacity. This instant feedback allows you to get the job done faster and easier.




- Green to Yellow means you are within the recommended range
- Red means the shredder is overfed, and the excess paper needs to be removed to resume shredding

## BASIC JAM PREVENTION

Get one level of basic jam prevention with our patented Jam Blocker™ Technology.



































**LEVEL 1 PREVENTS OVERFEEDING**  
As you insert paper, the throat sensor measures paper thickness to eliminate jams.



- If overfed, a red light indicator will appear and the shredder will not start until the excess paper is removed

# FELLOWES® JAM PREVENTION SHREDDER LINEUP

## COMMERCIAL SHREDDERS

MODEL NUMBER	485Ci	485i	425Ci	425i	225Ci	225i
						
OD SKU	636-885	300-231	462-980	410-241	393-399	419-790
Cut Type	Cross-Cut	Strip-Cut	Cross-Cut	Strip-Cut	Cross-Cut	Strip-Cut
Cut Size	5/32" x 1-1/8"	1/4"	5/32" x 1-1/8"	1/4"	5/32" x 1-1/2"	7/32"
Security Level	3	2	3	2	3	2
Sheet Capacity (20 lb. paper)	28	38	28	38	20	20
Speed (FPM)	20	20	20	20	16	16
Run Time	Continuous	Continuous	Continuous	Continuous	Continuous	Continuous
Throat Width	16"	16"	12"	12"	9.5"	9.5"
Jam Prevention Feature						
Safety Feature						
SilentShred™	-	-	-	-		
Energy Savings Feature						
Auto-Oil™		-		-	-	-
Also Shreds						
Bin Full Indicator	✓	✓	✓	✓	✓	✓
Capacity in Gallons	35	35	30	30	16	16
Continuous Form (80/132)	80/132	80/132	80	80	-	-
Casters	✓	✓	✓	✓	✓	✓
Electronic Auto Start/Stop	✓	✓	✓	✓	✓	✓
Motor Type	Induction	Induction	Induction	Induction	Induction	Induction
Warranty (Full/Cutter)	2/Lifetime	2/Lifetime	2/Lifetime	2/Lifetime	2/Lifetime	2/Lifetime
Unit Dimensions/In (HxWxD)	37.25" x 25" x 20"	37.25" x 25" x 20"	37.25" x 22" x 20"	37.25" x 22" x 20"	30.5" x 17.75" x 17.4"	30.5" x 17.75" x 17.4"
Unit Weight Lb	180	178	148	132	89.7	76.6
Shredder Oil	365-153	-	365-153	-	365-153	-
Shredder Waste Bag	995-120	995-120	995-120	995-120	918-045	918-045

FEATURES



**ADVANCED JAM PREVENTION**  
Eliminates paper jams AND powers through tough jobs.



**BASIC JAM PREVENTION**  
Blocks jams before they start



**ADVANCED SAFETY**  
Stops shredding when hands touch the paper opening



**BASIC SAFETY**  
Disables shredder for added safety



Ultra-quiet performance for shared workspaces



Reduces energy consumption by up to 70%\*

\* Compared to conventional commercial shredders during normal usage



Automatically lubricates cutters to enhance performance and extend shredder life

PROFESSIONAL SHREDDERS			DESKSIDE SHREDDERS		
125Ci	125i	99Ci	79Ci	69Cb	59Cb
959-210	959-220	541-815	541-155	379-518	379-428
Cross-Cut	Strip-Cut	Cross-Cut	Cross-Cut	Cross-Cut	Cross-Cut
5/32" x 1-1/2"	7/32"	5/32" x 1-1/2"	5/32" x 1-1/2"	5/32" x 2"	5/32" x 2"
3	2	3	3	3	3
18	18	17	14	10	9
16	16	12	11	11	9
45 min	45 min	25 on / 40 off	12 on / 20 off	10 on / 20 off	5 on / 20 off
9"	9"	9"	9"	9"	9"
		-	-	-	-
-	-	-	-	-	-
✓	✓	✓	✓	-	-
14	14	9	6	5	4
-	-	-	-	-	-
✓	✓	✓	✓	✓	-
✓	✓	✓	✓	✓	✓
Induction	Induction	Induction	Induction	Induction	Universal
2/Lifetime	2/Lifetime	2/Lifetime	2/Lifetime	1/5	1/5
28.88" x 11.25" x 21.13"	28.88" x 11.25" x 21.13"	25.19" x 11.4" x 17.3"	19.8" x 15.4" x 14.4"	20" x 10" x 18.4"	16.5" x 10.4" x 16.4"
55	55	36.3	28.2	26	18.4
365-153	-	365-153	365-153	365-153	365-153
918-045	918-045	918-037	918-029	-	-